






Curiosity
Research Foundation

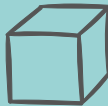
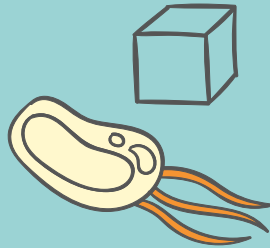
Understanding Learning


Kiwanis Club Tutoring Program
Tutor Training
June 2022






Tell me about yourselves






What is necessary for learning something in depth?



Three Pillars of Learning



Attention

- Students need to be paying attention to learn.
- What they pay attention to matters.
- **What you pay attention to matters even more!**
 - eye contact & facial expressions cues their brain to listen and engage.

Active Engagement

- Passive students aren't learning.
- **Students need to constantly rephrase concepts in their own words.**
- Maximize curiosity by tailoring problems to be difficult but not out of reach.

Error Feedback

- Students must be provided with quick and accurate feedback.
- **This doesn't mean constant correction, but it does mean constant guidance.**
- Never say that is right or wrong, ask questions to probe their understanding instead.
- Testing is an important tool for efficient learning.



What are some examples from your experience as students that work well to promote...

- attention?
- active engagement?
- error feedback?





Rebuilding Curiosity

Lecturing can often stifle curiosity.

What you can do as tutors:

- Pay extra attention to a student
- Give real time guidance by asking questions tailored to the students understanding
- Provide material/projects/tasks tailored to the students level

Rebuild the students confidence in their ability to learn new material!

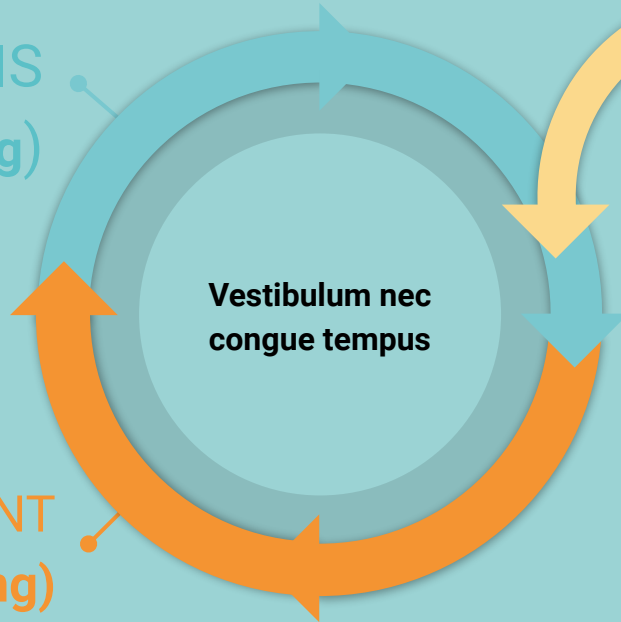
Rebuilding Curiosity

FORM HYPOTHESIS
(Thinking)

Vestibulum nec
congue tempus

ACTIVE ENGAGEMENT
(Learning)

FEEDBACK
ERROR
(Ask questions)





What material have you prepared for your tutoring sessions?



How to use the three pillars during a tutoring session online?



Quick Tips



Never say anything a student could say, have them say it instead!



Lecture as little as possible



Ask good questions.



Give the students time to think and generate hypotheses.

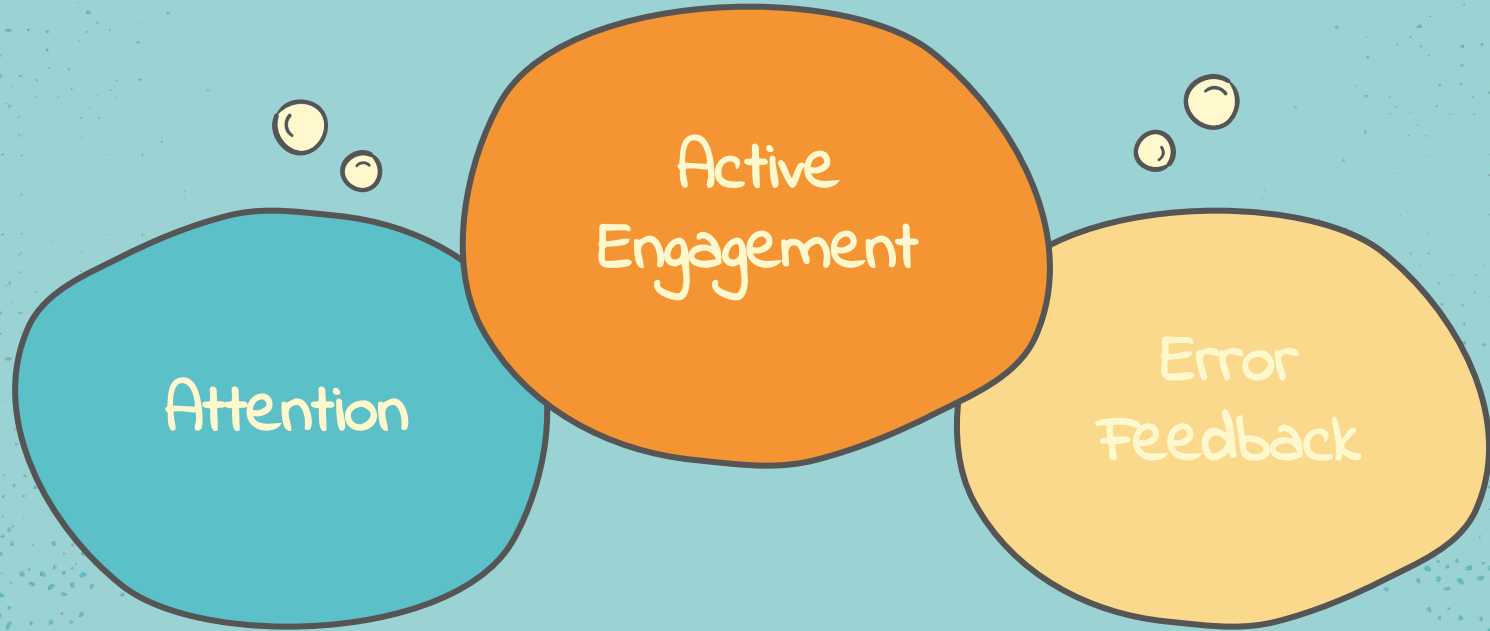


Don't let students struggle



Provide a neutral responses

Three Pillars of Learning



How did I use the three pillars during
this presentation?

Give examples of how where I didn't
use the three pillars.

we're here for you!

info@curiosityresearchfoundation.org

CuriosityResearchFoundation.org

